

Dear User.

Hereby we would like to inform you, that our site and also this service will end on December 31st, 2018. Please use the Philips product catalog for family and product pages at www.lighting.philips.com.

If you received this page via third-party site, please inform their website administrator about this message.



Efficient fluorescent lighting with improved color rendering

The MASTER TL-D Super 80 lamp offers more lumens per watt and better color rendering than TL-D standard colors. Furthermore, it has a lower mercury content. The lamp can be operated in existing TL-D luminaires.

Benefits

- Good color rendering
- Relatively high efficacy, both initially and during lamp lifetime, with high lumen maintenance
- Create atmospheres from warm white to cool daylight

Features

- Highly efficient 3-band fluorescent coating
- High initial light output compared with standard colors
- Low mercury dose
- Can be used with conventional or electronic gear
- Higher efficacy is achieved with electronic gear

Environment

- Best environmental T8 choice because of TL-D /800 colors superior energy efficiency compared to TL-D Standard colors lamps
- RoHS compliant
- This product range is covered by WEEE

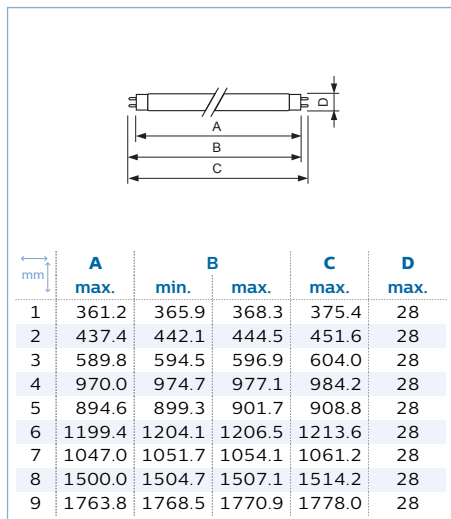
Application

- Suitable for use in a wide range of luminaires for TL-D fluorescent lamps for 'human' applications such as schools, offices, shops, factory halls etc.

Warnings and Safety

- A lamp breaking is extremely unlikely to have any impact on your health. If a lamp breaks, ventilate the room for 30 minutes and remove the parts, preferably with gloves. Put them in a sealed plastic bag and take it to your local waste facilities for recycling. Do not use a vacuum cleaner.

Dimension Drawing





Product Range




Main Data

MASTER TL-D Super 80

Lamp power/Light source color	SAP Packing (Piece)/Packaging configuration	Cap-Base	Correlated Color Temperature (K)	Luminous Flux (Rated) (lm)	Luminous Efficacy (Rated) (lm/W)	Life to 50% Failures Preheat (h)	Energy Consumption kWh/1000 h (kWh)			Ordering number
14W /840	SL / 25	G13	4,000	860	63.0	20,000	17	B	1	871150095381040
15W /827	SL / 25	G13	2,700	1,000	67.0	20,000	19	B	2	871150070278440
15W /830	SL / 25	G13	3,000	1,000	67.0	20,000	19	B	2	871150070279140
15W /840	SL / 25	G13	4,000	1,000	67.0	20,000	19	B	2	871150070280740
15W /865	SL / 25	G13	6,500	930		20,000	19	B	2	872790091731400
18W /827	SL / 25	G13	2,700	1,350	75.0	20,000	22	A	3	871150063162640
18W /830	SL / 25	G13	3,000	1,350	75.0	20,000	22	A	3	871150063165740
18W /830	SL / 25	G13	3,000	1,350	75.0	20,000	22	A	3	871829124047100
18W /830	UNP / 25	G13	3,000	1,350	75.0	20,000	22	A	3	871150061054640

More data see next page

MASTER TL-D Super 80

Lamp power/Light source color	SAP Packing (Piece)/Pack-aging configuration	Cap-Base	Correlated Color Temperature	Luminous Flux (Rated)	Luminous Efficacy (Rated)	Life to 50% Failures Preheat	Energy Consumption kWh/1000 h		mm	Ordering number
			(K)	(lm)	(lm/W)	(h)	(kWh)			
18W /835	SL / 25	G13	3,500	1,350	75.0	20,000	22	A	3	871150063168840
18W /840	SL / 25	G13	4,000	1,350	75.0	20,000	22	A	3	871150063171840
18W /840	SL / 25	G13	4,000	1,350	75.0	20,000	22	A	3	871829124053200
18W /840	UNP / 25	G13	4,000	1,350	75.0	20,000	22	A	3	871150061012640
18W /865	SL / 25	G13	6,500	1,300	68.0	20,000	22	A	3	871150063177040
18W /865	SL / 25	G13	6,500	1,300	68.0	20,000	22	A	3	871829124123200
23W /830	SL / 25	G13	3,000	2,050	89.0	20,000	28	A	4	871150055863340
23W /840	SL / 25	G13	4,000	2,050	89.0	20,000	28	A	4	871150055870140
30W /827	SL / 25	G13	2,700	2,400	80.0	20,000	36	A	5	871150063180040
30W /830	SL / 25	G13	3,000	2,400	80.0	20,000	36	A	5	871150063183140
30W /840	SL / 25	G13	4,000	2,400	80.0	20,000	36	A	5	871150063186240
30W /865	SL / 25	G13	6,500	2,300	76.7	20,000	36	A	5	871150063189340
36W /827	SL / 25	G13	2,700	3,350	93.0	20,000	42	A	6	871150063192340
36W /830	SL / 25	G13	3,000	3,350	93.0	20,000	42	A	6	871150063195440
36W /830	SL / 25	G13	3,000	3,350	93.0	20,000	42	A	6	871829124125600
36W /830	UNP / 25	G13	3,000	3,350	93.0	20,000	42	A	6	871150061017140
36W /830 -1m	SL / 25	G13	3,000	3,100	86.0	20,000	42	A	4	871150055874940
36W /835	SL / 25	G13	3,500	3,350	93.0	20,000	42	A	6	871150063198540
36W /840	SL / 25	G13	4,000	3,350	93.0	20,000	42	A	6	871150063201240
36W /840	SL / 25	G13	4,000	3,350	93.0	20,000	42	A	6	871829124127000
36W /840	UNP / 25	G13	4,000	3,350	93.0	20,000	42	A	6	871150061018840
36W /840 -1m	SL / 25	G13	4,000	3,100	86.0	20,000	42	A	4	871150055877040
36W /865	SL / 25	G13	6,500	3,250	84.0	20,000	42	A	6	871150063207440
36W /865 -1m	SL / 25	G13	6,500	2,950	82.0	20,000	43	A	4	872790091739000
38W /830	SL / 25	G13	3,000	3,350	88.0	20,000	45	A	7	871150055880040
38W /840	SL / 25	G13	4,000	3,350	88.0	20,000	45	A	7	871150055883140
58.5W /827	SL / 25	G13	2,700	5,240	90.0	20,000	68	A	8	871150063210440
58.5W /830	SL / 25	G13	3,000	5,240	90.0	20,000	68	A	8	871150063213540
58.5W /830	SL / 25	G13	3,000	5,240	90.0	20,000	68	A	8	871829124133100
58.5W /830	UNP / 25	G13	3,000	5,240	90.0	20,000	68	A	8	871150061019540
58.5W /835	SL / 25	G13	3,500	5,240	90.0	20,000	68	A	8	871150063216640
58.5W /840	SL / 25	G13	4,000	5,240	90.0	20,000	68	A	8	871150063219740
58.5W /840	SL / 25	G13	4,000	5,240	90.0	20,000	68	A	8	871829124135500
58.5W /840	SL / 25	G13	4,000	5,240	90.0	20,000	68	A	8	872790091862500
58.5W /840	UNP / 25	G13	4,000	5,240	90.0	20,000	68	A	8	871150061029440
58.5W /865	SL / 25	G13	6,500	5,000	81.0	20,000	68	A	8	871150063225840
70W /830	SL / 25	G13	3,000	6,200	89.0	20,000	81	A	9	871150061598540
70W /835	SL / 25	G13	3,500	6,200	89.0	20,000	81	A	9	871150064273840
70W /840	SL / 25	G13	4,000	6,200	89.0	20,000	81	A	9	871150061592340

Electrical data

Commercial product name	Lamp Current (A)	Lamp power (W)
MASTER TL-D Super 80 1m 36W/830 SLV/25	0.560	36.0
MASTER TL-D Super 80 1m 36W/840 SLV/25	0.560	36.0
MASTER TL-D Super 80 1m 36W/865 1SL/25	0.560	36.0
MASTER TL-D Super 80 14W/840 SLV/25	0.380	14.0
MASTER TL-D Super 80 15W/827 SLV/25	0.340	15.0
MASTER TL-D Super 80 15W/830 SLV/25	0.340	15.0
MASTER TL-D Super 80 15W/840 SLV/25	0.335	15.0
MASTER TL-D Super 80 15W/865 1SL/25	0.335	15.0
MASTER TL-D Super 80 18W/827 1SL/25	0.360	18.0
MASTER TL-D Super 80 18W/830 1SL/25	0.360	18.0
MASTER TL-D Super 80 18W/830 UNP/25	0.360	18.0
MASTER TL-D Super 80 18W/835 1SL/25	0.360	18.0
MASTER TL-D Super 80 18W/840 1SL/25	0.360	18.0
MASTER TL-D Super 80 18W/840 UNP/25	0.360	18.0
MASTER TL-D Super 80 18W/865 1SL/25	0.360	18.0
MASTER TL-D Super 80 23W/830 SLV/25	0.295	23.0
MASTER TL-D Super 80 23W/840 SLV/25	0.295	23.0
MASTER TL-D Super 80 30W/827 SLV/25	0.360	30.0

More data see next page

Commercial product name	Lamp Current (A)	Lamp power (W)
MASTER TL-D Super 80 30W/830 1SL/25	0.360	30.0
MASTER TL-D Super 80 30W/840 1SL/25	0.360	30.0
MASTER TL-D Super 80 30W/865 SLV/25	0.360	30.0
MASTER TL-D Super 80 36W/827 1SL/25	0.440	36.0
MASTER TL-D Super 80 36W/830 1SL/25	0.440	36.0
MASTER TL-D Super 80 36W/830 UNP/25	0.440	36.0
MASTER TL-D Super 80 36W/835 1SL/25	0.440	36.0
MASTER TL-D Super 80 36W/840 1SL/25	0.440	36.0
MASTER TL-D Super 80 36W/840 UNP/25	0.440	36.0
MASTER TL-D Super 80 36W/865 1SL/25	0.440	36.0
MASTER TL-D Super 80 38W/830 SLV/25	0.430	38.0
MASTER TL-D Super 80 38W/840 SLV/25	0.430	38.0
MASTER TL-D Super 80 58W/827 1SL/25	0.670	58.5
MASTER TL-D Super 80 58W/830 1SL/25	0.670	58.5
MASTER TL-D Super 80 58W/830 UNP/25	0.670	58.5
MASTER TL-D Super 80 58W/835 1SL/25	0.670	58.5
MASTER TL-D Super 80 58W/840 1SL/25	0.670	58.5
MASTER TL-D Super 80 58W/840 UNP/25	0.670	58.5
MASTER TL-D Super 80 58W/865 1SL/25	0.670	58.5
MASTER TL-D Super 80 70W/830 SLV/25	0.690	70.0
MASTER TL-D Super 80 70W/835 SLV/25	0.690	70.0
MASTER TL-D Super 80 70W/840 SLV/25	0.690	70.0

Lifetime data

Commercial product name	Life To 10% Failures	Life to 10% Failures Non Preheat	Life to 10% Failures Preheat	Life to 50% Failures	Life to 50% Failures Non Preheat	Life to 50% Failures Preheat
	(h)	(h)	(h)	(h)	(h)	(h)
MASTER TL-D Super 80 1m 36W/830 SLV/25	12,000	10,000	17,000	15,000	12,000	20,000
MASTER TL-D Super 80 1m 36W/840 SLV/25	12,000	10,000	17,000	15,000	12,000	20,000
MASTER TL-D Super 80 1m 36W/865 1SL/25	12,000	10,000	17,000	15,000	12,000	20,000
MASTER TL-D Super 80 14W/840 SLV/25	12,000	10,000	17,000	15,000	12,000	20,000
MASTER TL-D Super 80 15W/827 SLV/25	12,000	10,000	17,000	15,000	12,000	20,000
MASTER TL-D Super 80 15W/830 SLV/25	12,000	10,000	17,000	15,000	12,000	20,000
MASTER TL-D Super 80 15W/840 SLV/25	12,000	10,000	17,000	15,000	12,000	20,000
MASTER TL-D Super 80 15W/865 1SL/25	12,000	10,000	17,000	15,000	12,000	20,000
MASTER TL-D Super 80 18W/827 1SL/25	12,000	10,000	17,000	15,000	12,000	20,000
MASTER TL-D Super 80 18W/830 1SL/25	12,000	10,000	17,000	15,000	12,000	20,000
MASTER TL-D Super 80 18W/830 UNP/25	12,000	10,000	17,000	15,000	12,000	20,000
MASTER TL-D Super 80 18W/835 1SL/25	12,000	10,000	17,000	15,000	12,000	20,000
MASTER TL-D Super 80 18W/840 1SL/25	12,000	10,000	17,000	15,000	12,000	20,000
MASTER TL-D Super 80 18W/840 UNP/25	12,000	10,000	17,000	15,000	12,000	20,000
MASTER TL-D Super 80 18W/865 1SL/25	12,000	10,000	17,000	15,000	12,000	20,000
MASTER TL-D Super 80 23W/830 SLV/25	12,000	10,000	17,000	15,000	12,000	20,000
MASTER TL-D Super 80 23W/840 SLV/25	12,000	10,000	17,000	15,000	12,000	20,000
MASTER TL-D Super 80 30W/827 SLV/25	12,000	10,000	17,000	15,000	12,000	20,000
MASTER TL-D Super 80 30W/830 1SL/25	12,000	10,000	17,000	15,000	12,000	20,000
MASTER TL-D Super 80 30W/840 1SL/25	12,000	10,000	17,000	15,000	12,000	20,000
MASTER TL-D Super 80 30W/865 SLV/25	12,000	10,000	17,000	15,000	12,000	20,000
MASTER TL-D Super 80 36W/827 1SL/25	12,000	10,000	17,000	15,000	12,000	20,000
MASTER TL-D Super 80 36W/830 1SL/25	12,000	10,000	17,000	15,000	12,000	20,000
MASTER TL-D Super 80 36W/830 UNP/25	12,000	10,000	17,000	15,000	12,000	20,000
MASTER TL-D Super 80 36W/835 1SL/25	12,000	10,000	17,000	15,000	12,000	20,000
MASTER TL-D Super 80 36W/840 1SL/25	12,000	10,000	17,000	15,000	12,000	20,000
MASTER TL-D Super 80 36W/840 UNP/25	12,000	10,000	17,000	15,000	12,000	20,000
MASTER TL-D Super 80 36W/865 1SL/25	12,000	10,000	17,000	15,000	12,000	20,000
MASTER TL-D Super 80 38W/830 SLV/25	12,000	10,000	17,000	15,000	12,000	20,000
MASTER TL-D Super 80 38W/840 SLV/25	12,000	10,000	17,000	15,000	12,000	20,000
MASTER TL-D Super 80 58W/827 1SL/25	12,000	10,000	17,000	15,000	12,000	20,000
MASTER TL-D Super 80 58W/830 1SL/25	12,000	10,000	17,000	15,000	12,000	20,000
MASTER TL-D Super 80 58W/830 UNP/25	12,000	10,000	17,000	15,000	12,000	20,000
MASTER TL-D Super 80 58W/835 1SL/25	12,000	10,000	17,000	15,000	12,000	20,000
MASTER TL-D Super 80 58W/840 1SL/25	12,000	10,000	17,000	15,000	12,000	20,000
MASTER TL-D Super 80 58W/840 UNP/25	12,000	10,000	17,000	15,000	12,000	20,000

More data see next page



Commercial product name	Life To 10% Failures	Life to 10% Failures Non Preheat	Life to 10% Failures Preheat	Life to 50% Failures	Life to 50% Failures Non Preheat	Life to 50% Failures Preheat
	(h)	(h)	(h)	(h)	(h)	(h)
MASTER TL-D Super 80 58W/865 1SL/25	12,000	10,000	17,000	15,000	12,000	20,000
MASTER TL-D Super 80 70W/830 SLV/25	12,000	10,000	17,000	15,000	12,000	20,000
MASTER TL-D Super 80 70W/835 SLV/25	12,000	10,000	17,000	15,000	12,000	20,000
MASTER TL-D Super 80 70W/840 SLV/25	12,000	10,000	17,000	15,000	12,000	20,000

Color data

Commercial product name	Colour Rendering Index	Light source color ¹	Color Designation
MASTER TL-D Super 80 1m 36W/830 SLV/25	>80	830	Warm White (WW)
MASTER TL-D Super 80 1m 36W/840 SLV/25	>80	840	Cool White (CW)
MASTER TL-D Super 80 1m 36W/865 1SL/25	>80	865	Cool Daylight
MASTER TL-D Super 80 14W/840 SLV/25	85	840	Cool Daylight
MASTER TL-D Super 80 15W/827 SLV/25	>80	827	Incandescent White
MASTER TL-D Super 80 15W/830 SLV/25	>80	830	Warm White (WW)
MASTER TL-D Super 80 15W/840 SLV/25	>80	840	Cool White (CW)
MASTER TL-D Super 80 15W/865 1SL/25	>80	865	Cool Daylight
MASTER TL-D Super 80 18W/827 1SL/25	>80	827	Incandescent White
MASTER TL-D Super 80 18W/830 1SL/25	>80	830	Warm White (WW)
MASTER TL-D Super 80 18W/830 UNP/25	>80	830	Warm White (WW)
MASTER TL-D Super 80 18W/835 1SL/25	85	835	White (WH)
MASTER TL-D Super 80 18W/840 1SL/25	>80	840	Cool White (CW)
MASTER TL-D Super 80 18W/840 UNP/25	>80	840	Cool White (CW)
MASTER TL-D Super 80 18W/865 1SL/25	85	865	Cool Daylight
MASTER TL-D Super 80 23W/830 SLV/25	>80	830	Warm White (WW)
MASTER TL-D Super 80 23W/840 SLV/25	>80	840	Cool White (CW)
MASTER TL-D Super 80 30W/827 SLV/25	>80	827	Incandescent White
MASTER TL-D Super 80 30W/830 1SL/25	>80	830	Warm White (WW)
MASTER TL-D Super 80 30W/840 1SL/25	>80	840	Cool White (CW)
MASTER TL-D Super 80 30W/865 SLV/25	80	865	Cool Daylight
MASTER TL-D Super 80 36W/827 1SL/25	>80	827	Incandescent White
MASTER TL-D Super 80 36W/830 1SL/25	>80	830	Warm White (WW)
MASTER TL-D Super 80 36W/830 UNP/25	>80	830	Warm White (WW)
MASTER TL-D Super 80 36W/835 1SL/25	>80	835	White (WH)
MASTER TL-D Super 80 36W/840 1SL/25	>80	840	Cool White (CW)
MASTER TL-D Super 80 36W/840 UNP/25	>80	840	Cool White (CW)
MASTER TL-D Super 80 36W/865 1SL/25	85	865	Cool Daylight
MASTER TL-D Super 80 38W/830 SLV/25	>80	830	Warm White (WW)
MASTER TL-D Super 80 38W/840 SLV/25	>80	840	Cool White (CW)
MASTER TL-D Super 80 58W/827 1SL/25	>80	827	Incandescent White
MASTER TL-D Super 80 58W/830 1SL/25	>80	830	Warm White (WW)
MASTER TL-D Super 80 58W/830 UNP/25	>80	830	Warm White (WW)
MASTER TL-D Super 80 58W/835 1SL/25	>80	835	White (WH)
MASTER TL-D Super 80 58W/840 1SL/25	>80	840	Cool White (CW)
MASTER TL-D Super 80 58W/840 UNP/25	>80	840	Cool White (CW)
MASTER TL-D Super 80 58W/865 1SL/25	85	865	Cool Daylight
MASTER TL-D Super 80 70W/830 SLV/25	>80	830	Warm White (WW)
MASTER TL-D Super 80 70W/835 SLV/25	>80	835	White (WH)
MASTER TL-D Super 80 70W/840 SLV/25	>80	840	Cool White (CW)

¹ 'Light source color' value description(s): '827' = CCT of 2700K, '830' = CCT of 3000K, '835' = CCT of 3500K, '840' = CCT of 4000K, '865' = CCT of 6500K

Luminous flux/efficacy/intensity data

Commercial product name	Luminous Flux (Rated)	Luminous Flux	Luminous Efficacy (Rated)	Luminance
	(lm)	(lm)	(lm/W)	(cd/cm ²)
MASTER TL-D Super 80 1m 36W/830 SLV/25	3,100	3,100	86.0	1.40
MASTER TL-D Super 80 1m 36W/840 SLV/25	3,100	3,100	86.0	1.40
MASTER TL-D Super 80 1m 36W/865 1SL/25	2,950	2,950	82.0	
MASTER TL-D Super 80 14W/840 SLV/25	860	860	63.0	
MASTER TL-D Super 80 15W/827 SLV/25	1,000	1,000	67.0	1.00
MASTER TL-D Super 80 15W/830 SLV/25	1,000	1,000	67.0	1.00
MASTER TL-D Super 80 15W/840 SLV/25	1,000	1,000	67.0	1.00
MASTER TL-D Super 80 15W/865 1SL/25	930	930		

More data see next page

Commercial product name	Luminous Flux (Rated) (lm)	Luminous Flux (lm)	Luminous Efficacy (Rated) (lm/W)	Luminance (cd/cm ²)
MASTER TL-D Super 80 18W/827 1SL/25	1,350	1,350	75.0	1.00
MASTER TL-D Super 80 18W/830 1SL/25	1,350	1,350	75.0	1.00
MASTER TL-D Super 80 18W/830 UNP/25	1,350	1,350	75.0	1.00
MASTER TL-D Super 80 18W/835 1SL/25	1,350	1,350	75.0	0.95
MASTER TL-D Super 80 18W/840 1SL/25	1,350	1,350	75.0	1.00
MASTER TL-D Super 80 18W/840 UNP/25	1,350	1,350	75.0	1.00
MASTER TL-D Super 80 18W/865 1SL/25	1,300	1,300	68.0	0.95
MASTER TL-D Super 80 23W/830 SLV/25	2,050	2,050	89.0	0.95
MASTER TL-D Super 80 23W/840 SLV/25	2,050	2,050	89.0	0.95
MASTER TL-D Super 80 30W/827 SLV/25	2,400	2,400	80.0	1.10
MASTER TL-D Super 80 30W/830 1SL/25	2,400	2,400	80.0	1.10
MASTER TL-D Super 80 30W/840 1SL/25	2,400	2,400	80.0	1.10
MASTER TL-D Super 80 30W/865 SLV/25	2,300	2,300	76.7	1.05
MASTER TL-D Super 80 36W/827 1SL/25	3,350	3,350	93.0	1.25
MASTER TL-D Super 80 36W/830 1SL/25	3,350	3,350	93.0	1.25
MASTER TL-D Super 80 36W/830 UNP/25	3,350	3,350	93.0	1.25
MASTER TL-D Super 80 36W/835 1SL/25	3,350	3,350	93.0	0.95
MASTER TL-D Super 80 36W/840 1SL/25	3,350	3,350	93.0	1.25
MASTER TL-D Super 80 36W/840 UNP/25	3,350	3,350	93.0	1.25
MASTER TL-D Super 80 36W/865 1SL/25	3,250	3,250	84.0	1.20
MASTER TL-D Super 80 38W/830 SLV/25	3,350	3,350	88.0	1.40
MASTER TL-D Super 80 38W/840 SLV/25	3,350	3,350	88.0	1.40
MASTER TL-D Super 80 58W/827 1SL/25	5,240	5,240	90.0	
MASTER TL-D Super 80 58W/830 1SL/25	5,240	5,240	90.0	
MASTER TL-D Super 80 58W/830 UNP/25	5,240	5,240	90.0	
MASTER TL-D Super 80 58W/835 1SL/25	5,240	5,240	90.0	
MASTER TL-D Super 80 58W/840 1SL/25	5,240	5,240	90.0	
MASTER TL-D Super 80 58W/840 UNP/25	5,240	5,240	90.0	
MASTER TL-D Super 80 58W/865 1SL/25	5,000	5,000	81.0	
MASTER TL-D Super 80 70W/830 SLV/25	6,200	6,200	89.0	1.50
MASTER TL-D Super 80 70W/835 SLV/25	6,200	6,200	89.0	1.50
MASTER TL-D Super 80 70W/840 SLV/25	6,200	6,200	89.0	1.50

Rated Lumen Maintenance data

Commercial product name	LLMF 2000 h	LLMF 4000 h	LLMF 6000 h	LLMF 8000 h	LLMF 12000 h	LLMF 16000 h	LLMF 20000 h
	Rated (%)	Rated (%)	Rated (%)	Rated (%)	Rated (%)	Rated (%)	Rated (%)
MASTER TL-D Super 80 1m 36W/830 SLV/25	96	95	94	93	92	91	90
MASTER TL-D Super 80 1m 36W/840 SLV/25	96	95	94	93	92	91	90
MASTER TL-D Super 80 1m 36W/865 1SL/25	96	95	94	93	92	91	90
MASTER TL-D Super 80 14W/840 SLV/25	96	95	94	93	92	91	90
MASTER TL-D Super 80 15W/827 SLV/25	96	95	94	93	92	91	90
MASTER TL-D Super 80 15W/830 SLV/25	96	95	94	93	92	91	90
MASTER TL-D Super 80 15W/840 SLV/25	96	95	94	93	92	91	90
MASTER TL-D Super 80 15W/865 1SL/25	96	95	94	93	92	91	90
MASTER TL-D Super 80 18W/827 1SL/25	96	95	94	93	92	91	90
MASTER TL-D Super 80 18W/830 1SL/25	96	95	94	93	92	91	90
MASTER TL-D Super 80 18W/830 UNP/25	96	95	94	93	92	91	90
MASTER TL-D Super 80 18W/835 1SL/25	96	95	94	93	92	91	90
MASTER TL-D Super 80 18W/840 1SL/25	96	95	94	93	92	91	90
MASTER TL-D Super 80 18W/840 UNP/25	96	95	94	93	92	91	90
MASTER TL-D Super 80 18W/865 1SL/25	96	95	94	93	92	91	90
MASTER TL-D Super 80 23W/830 SLV/25	96	95	94	93	92	91	90
MASTER TL-D Super 80 23W/840 SLV/25	96	95	94	93	92	91	90
MASTER TL-D Super 80 30W/827 SLV/25	96	95	94	93	92	91	90
MASTER TL-D Super 80 30W/830 1SL/25	96	95	94	93	92	91	90
MASTER TL-D Super 80 30W/840 1SL/25	96	95	94	93	92	91	90
MASTER TL-D Super 80 30W/865 SLV/25	96	95	94	93	92	91	90
MASTER TL-D Super 80 36W/827 1SL/25	96	95	94	93	92	91	90
MASTER TL-D Super 80 36W/830 1SL/25	96	95	94	93	92	91	90
MASTER TL-D Super 80 36W/830 UNP/25	96	95	94	93	92	91	90
MASTER TL-D Super 80 36W/835 1SL/25	96	95	94	93	92	91	90
MASTER TL-D Super 80 36W/840 1SL/25	96	95	94	93	92	91	90
MASTER TL-D Super 80 36W/840 UNP/25	96	95	94	93	92	91	90


More data see next page

Commercial product name	LLMF 2000 h	LLMF 4000 h	LLMF 6000 h	LLMF 8000 h	LLMF 12000 h	LLMF 16000 h	LLMF 20000 h
	Rated (%)	Rated (%)	Rated (%)	Rated (%)	Rated (%)	Rated (%)	Rated (%)
MASTER TL-D Super 80 36W/865 1SL/25	96	95	94	93	92	91	90
MASTER TL-D Super 80 38W/830 SLV/25	96	95	94	93	92	91	90
MASTER TL-D Super 80 38W/840 SLV/25	96	95	94	93	92	91	90
MASTER TL-D Super 80 58W/827 1SL/25	96	95	94	93	92	91	90
MASTER TL-D Super 80 58W/830 1SL/25	96	95	94	93	92	91	90
MASTER TL-D Super 80 58W/830 UNP/25	96	95	94	93	92	91	90
MASTER TL-D Super 80 58W/835 1SL/25	96	95	94	93	92	91	90
MASTER TL-D Super 80 58W/840 1SL/25	96	95	94	93	92	91	90
MASTER TL-D Super 80 58W/840 UNP/25	96	95	94	93	92	91	90
MASTER TL-D Super 80 58W/865 1SL/25	96	95	94	93	92	91	90
MASTER TL-D Super 80 70W/830 SLV/25	96	95	94	93	92	91	90
MASTER TL-D Super 80 70W/835 SLV/25	96	95	94	93	92	91	90
MASTER TL-D Super 80 70W/840 SLV/25	96	95	94	93	92	91	90

Temperature data

Commercial product name	Correlated Color Temperature	Design Temperature	Default Ambient Temperature
	(K)	(°C)	(°C)
MASTER TL-D Super 80 1m 36W/830 SLV/25	3,000	25	25
MASTER TL-D Super 80 1m 36W/840 SLV/25	4,000	25	25
MASTER TL-D Super 80 1m 36W/865 1SL/25	6,500	25	25
MASTER TL-D Super 80 14W/840 SLV/25	4,000	25	25
MASTER TL-D Super 80 15W/827 SLV/25	2,700	25	25
MASTER TL-D Super 80 15W/830 SLV/25	3,000	25	25
MASTER TL-D Super 80 15W/840 SLV/25	4,000	25	25
MASTER TL-D Super 80 15W/865 1SL/25	6,500	25	25
MASTER TL-D Super 80 18W/827 1SL/25	2,700	25	25
MASTER TL-D Super 80 18W/830 1SL/25	3,000	25	25
MASTER TL-D Super 80 18W/830 UNP/25	3,000	25	25
MASTER TL-D Super 80 18W/835 1SL/25	3,500	25	25
MASTER TL-D Super 80 18W/840 1SL/25	4,000	25	25
MASTER TL-D Super 80 18W/840 UNP/25	4,000	25	25
MASTER TL-D Super 80 18W/865 1SL/25	6,500	25	25
MASTER TL-D Super 80 23W/830 SLV/25	3,000	25	25
MASTER TL-D Super 80 23W/840 SLV/25	4,000	25	25
MASTER TL-D Super 80 30W/827 SLV/25	2,700	25	25
MASTER TL-D Super 80 30W/830 1SL/25	3,000	25	25
MASTER TL-D Super 80 30W/840 1SL/25	4,000	25	25
MASTER TL-D Super 80 30W/865 SLV/25	6,500	25	25
MASTER TL-D Super 80 36W/827 1SL/25	2,700	25	25
MASTER TL-D Super 80 36W/830 1SL/25	3,000	25	25
MASTER TL-D Super 80 36W/830 UNP/25	3,000	25	25
MASTER TL-D Super 80 36W/835 1SL/25	3,500	25	25
MASTER TL-D Super 80 36W/840 1SL/25	4,000	25	25
MASTER TL-D Super 80 36W/840 UNP/25	4,000	25	25
MASTER TL-D Super 80 36W/865 1SL/25	6,500	25	25
MASTER TL-D Super 80 38W/830 SLV/25	3,000	25	25
MASTER TL-D Super 80 38W/840 SLV/25	4,000	25	25
MASTER TL-D Super 80 58W/827 1SL/25	2,700	25	25
MASTER TL-D Super 80 58W/830 1SL/25	3,000	25	25
MASTER TL-D Super 80 58W/830 UNP/25	3,000	25	25
MASTER TL-D Super 80 58W/835 1SL/25	3,500	25	25
MASTER TL-D Super 80 58W/840 1SL/25	4,000	25	25
MASTER TL-D Super 80 58W/840 UNP/25	4,000	25	25
MASTER TL-D Super 80 58W/865 1SL/25	6,500	25	25
MASTER TL-D Super 80 70W/830 SLV/25	3,000	25	25
MASTER TL-D Super 80 70W/835 SLV/25	3,500	25	25
MASTER TL-D Super 80 70W/840 SLV/25	4,000	25	25

Environmental data & ETIM group & Design Requirements

Commercial product name	Energy Consumption kWh/ 1000 h (kWh)		Mercury (Hg) Content (mg)	ETIM Group ²
MASTER TL-D Super 80 1m 36W/830 SLV/25	42	A	2	EC000108
MASTER TL-D Super 80 1m 36W/840 SLV/25	42	A	2	EC000108
MASTER TL-D Super 80 1m 36W/865 1SL/25	43	A	2	EC000108
MASTER TL-D Super 80 14W/840 SLV/25	17	B	2	EC000108
MASTER TL-D Super 80 15W/827 SLV/25	19	B	2	EC000108
MASTER TL-D Super 80 15W/830 SLV/25	19	B	2	EC000108
MASTER TL-D Super 80 15W/840 SLV/25	19	B	2	EC000108
MASTER TL-D Super 80 15W/865 1SL/25	19	B	2	EC000108
MASTER TL-D Super 80 18W/827 1SL/25	22	A	2	EC000108
MASTER TL-D Super 80 18W/830 1SL/25	22	A	2	EC000108
MASTER TL-D Super 80 18W/830 UNP/25	22	A	2	EC000108
MASTER TL-D Super 80 18W/835 1SL/25	22	A	2	EC000108
MASTER TL-D Super 80 18W/840 1SL/25	22	A	2	EC000108
MASTER TL-D Super 80 18W/840 UNP/25	22	A	2	EC000108
MASTER TL-D Super 80 18W/865 1SL/25	22	A	2	EC000108
MASTER TL-D Super 80 23W/830 SLV/25	28	A	2	EC000108
MASTER TL-D Super 80 23W/840 SLV/25	28	A	2	EC000108
MASTER TL-D Super 80 30W/827 SLV/25	36	A	2	EC000108
MASTER TL-D Super 80 30W/830 1SL/25	36	A	2	EC000108
MASTER TL-D Super 80 30W/840 1SL/25	36	A	2	EC000108
MASTER TL-D Super 80 30W/865 SLV/25	36	A	2	EC000108
MASTER TL-D Super 80 36W/827 1SL/25	42	A	2	EC000108
MASTER TL-D Super 80 36W/830 1SL/25	42	A	2	EC000108
MASTER TL-D Super 80 36W/830 UNP/25	42	A	2	EC000108
MASTER TL-D Super 80 36W/835 1SL/25	42	A	2	EC000108
MASTER TL-D Super 80 36W/840 1SL/25	42	A	2	EC000108
MASTER TL-D Super 80 36W/840 UNP/25	42	A	2	EC000108
MASTER TL-D Super 80 36W/865 1SL/25	42	A	2	EC000108
MASTER TL-D Super 80 38W/830 SLV/25	45	A	2	EC000108
MASTER TL-D Super 80 38W/840 SLV/25	45	A	2	EC000108
MASTER TL-D Super 80 58W/827 1SL/25	68	A	2	EC000108
MASTER TL-D Super 80 58W/830 1SL/25	68	A	2	EC000108
MASTER TL-D Super 80 58W/830 UNP/25	68	A	2	EC000108
MASTER TL-D Super 80 58W/835 1SL/25	68	A	2	EC000108
MASTER TL-D Super 80 58W/840 1SL/25	68	A	2	EC000108
MASTER TL-D Super 80 58W/840 UNP/25	68	A	2	EC000108
MASTER TL-D Super 80 58W/865 1SL/25	68	A	2	EC000108
MASTER TL-D Super 80 70W/830 SLV/25	81	A	3	EC000108
MASTER TL-D Super 80 70W/835 SLV/25	81	A	3	EC000108
MASTER TL-D Super 80 70W/840 SLV/25	81	A	3	EC000108

² 'ETIM Group' value description(s): 'EC000108' = Fluorescent Lamp

Rated Survival Factor data


Commercial product name	LSF 2000 h	LSF 4000 h	LSF 6000 h	LSF 8000 h	LSF 12000 h	LSF 16000 h	LSF 20000 h
	Rated	Rated	Rated	Rated	Rated	Rated	Rated
	(%)	(%)	(%)	(%)	(%)	(%)	(%)
MASTER TL-D Super 80 1m 36W/830 SLV/25	99	99	99	99	89	33	2
MASTER TL-D Super 80 1m 36W/840 SLV/25	99	99	99	99	89	33	2
MASTER TL-D Super 80 1m 36W/865 1SL/25	99	99	99	99	89	33	2
MASTER TL-D Super 80 14W/840 SLV/25	99	99	99	99	89	33	2
MASTER TL-D Super 80 15W/827 SLV/25	99	99	99	99	89	33	2
MASTER TL-D Super 80 15W/830 SLV/25	99	99	99	99	89	33	2
MASTER TL-D Super 80 15W/840 SLV/25	99	99	99	99	89	33	2
MASTER TL-D Super 80 15W/865 1SL/25	99	99	99	99	89	33	2
MASTER TL-D Super 80 18W/827 1SL/25	99	99	99	99	89	33	2
MASTER TL-D Super 80 18W/830 1SL/25	99	99	99	99	89	33	2
MASTER TL-D Super 80 18W/830 UNP/25	99	99	99	99	89	33	2
MASTER TL-D Super 80 18W/835 1SL/25	99	99	99	99	89	33	2
MASTER TL-D Super 80 18W/840 1SL/25	99	99	99	99	89	33	2
MASTER TL-D Super 80 18W/840 UNP/25	99	99	99	99	89	33	2
MASTER TL-D Super 80 18W/865 1SL/25	99	99	99	99	89	33	2
MASTER TL-D Super 80 23W/830 SLV/25	99	99	99	99	89	33	2

More data see next page




Commercial product name	LSF 2000 h Rated (%)	LSF 4000 h Rated (%)	LSF 6000 h Rated (%)	LSF 8000 h Rated (%)	LSF 12000 h Rated (%)	LSF 16000 h Rated (%)	LSF 20000 h Rated (%)
MASTER TL-D Super 80 23W/840 SLV/25	99	99	99	99	89	33	2
MASTER TL-D Super 80 30W/827 SLV/25	99	97	96	95	89	33	2
MASTER TL-D Super 80 30W/830 1SL/25	99	99	99	99	89	33	2
MASTER TL-D Super 80 30W/840 1SL/25	99	99	99	99	89	33	2
MASTER TL-D Super 80 30W/865 SLV/25	99	99	99	99	89	33	2
MASTER TL-D Super 80 36W/827 1SL/25	99	99	99	99	89	33	2
MASTER TL-D Super 80 36W/830 1SL/25	99	99	99	99	89	33	2
MASTER TL-D Super 80 36W/830 UNP/25	99	99	99	99	89	33	2
MASTER TL-D Super 80 36W/835 1SL/25	99	99	99	99	89	33	2
MASTER TL-D Super 80 36W/840 1SL/25	99	99	99	99	89	33	2
MASTER TL-D Super 80 36W/840 UNP/25	99	99	99	99	89	33	2
MASTER TL-D Super 80 36W/865 1SL/25	99	99	99	99	89	33	2
MASTER TL-D Super 80 38W/830 SLV/25	99	97	96	95	89	33	2
MASTER TL-D Super 80 38W/840 SLV/25	99	99	99	99	89	33	2
MASTER TL-D Super 80 58W/827 1SL/25	99	99	99	99	89	33	2
MASTER TL-D Super 80 58W/830 1SL/25	99	99	99	99	89	33	2
MASTER TL-D Super 80 58W/830 UNP/25	99	99	99	99	89	33	2
MASTER TL-D Super 80 58W/835 1SL/25	99	99	99	99	89	33	2
MASTER TL-D Super 80 58W/840 1SL/25	99	99	99	99	89	33	2
MASTER TL-D Super 80 58W/840 UNP/25	99	99	99	99	89	33	2
MASTER TL-D Super 80 58W/865 1SL/25	99	99	99	99	89	33	2
MASTER TL-D Super 80 70W/830 SLV/25	99	99	99	99	89	33	2
MASTER TL-D Super 80 70W/835 SLV/25	99	99	99	99	89	33	2
MASTER TL-D Super 80 70W/840 SLV/25	99	97	96	95	89	33	2

Operating data

Commercial product name	Default Burning Position	Default Gear		Default Cycle Time
MASTER TL-D Super 80 1m 36W/830 SLV/25	Horizontal	Electromagnetic	Yes	3 hour cycle
MASTER TL-D Super 80 1m 36W/840 SLV/25	Horizontal	Electromagnetic	Yes	3 hour cycle
MASTER TL-D Super 80 1m 36W/865 1SL/25	Horizontal	Electromagnetic	Yes	3 hour cycle
MASTER TL-D Super 80 14W/840 SLV/25	Horizontal	Electromagnetic	Yes	3 hour cycle
MASTER TL-D Super 80 15W/827 SLV/25	Horizontal	Electromagnetic	Yes	3 hour cycle
MASTER TL-D Super 80 15W/830 SLV/25	Horizontal	Electromagnetic	Yes	3 hour cycle
MASTER TL-D Super 80 15W/840 SLV/25	Horizontal	Electromagnetic	Yes	3 hour cycle
MASTER TL-D Super 80 15W/865 1SL/25	Horizontal	Electromagnetic	Yes	3 hour cycle
MASTER TL-D Super 80 18W/827 1SL/25	Horizontal	Electromagnetic	Yes	3 hour cycle
MASTER TL-D Super 80 18W/830 1SL/25	Horizontal	Electromagnetic	Yes	3 hour cycle
MASTER TL-D Super 80 18W/830 UNP/25	Horizontal	Electromagnetic	Yes	3 hour cycle
MASTER TL-D Super 80 18W/835 1SL/25	Horizontal	Electromagnetic	Yes	3 hour cycle
MASTER TL-D Super 80 18W/840 1SL/25	Horizontal	Electromagnetic	Yes	3 hour cycle
MASTER TL-D Super 80 18W/840 UNP/25	Horizontal	Electromagnetic	Yes	3 hour cycle
MASTER TL-D Super 80 18W/865 1SL/25	Horizontal	Electromagnetic	Yes	3 hour cycle
MASTER TL-D Super 80 23W/830 SLV/25	Horizontal	Electromagnetic	Yes	3 hour cycle
MASTER TL-D Super 80 23W/840 SLV/25	Horizontal	Electromagnetic	Yes	3 hour cycle
MASTER TL-D Super 80 30W/827 SLV/25	Horizontal	Electromagnetic	Yes	3 hour cycle
MASTER TL-D Super 80 30W/830 1SL/25	Horizontal	Electromagnetic	Yes	3 hour cycle
MASTER TL-D Super 80 30W/840 1SL/25	Horizontal	Electromagnetic	Yes	3 hour cycle
MASTER TL-D Super 80 30W/865 SLV/25	Horizontal	Electromagnetic	Yes	3 hour cycle
MASTER TL-D Super 80 36W/827 1SL/25	Horizontal	Electromagnetic	Yes	3 hour cycle
MASTER TL-D Super 80 36W/830 1SL/25	Horizontal	Electromagnetic	Yes	3 hour cycle
MASTER TL-D Super 80 36W/830 UNP/25	Horizontal	Electromagnetic	Yes	3 hour cycle
MASTER TL-D Super 80 36W/835 1SL/25	Horizontal	Electromagnetic	Yes	3 hour cycle
MASTER TL-D Super 80 36W/840 1SL/25	Horizontal	Electromagnetic	Yes	3 hour cycle
MASTER TL-D Super 80 36W/840 UNP/25	Horizontal	Electromagnetic	Yes	3 hour cycle
MASTER TL-D Super 80 36W/865 1SL/25	Horizontal	Electromagnetic	Yes	3 hour cycle
MASTER TL-D Super 80 38W/830 SLV/25	Horizontal	Electromagnetic	Yes	3 hour cycle
MASTER TL-D Super 80 38W/840 SLV/25	Horizontal	Electromagnetic	Yes	3 hour cycle
MASTER TL-D Super 80 58W/827 1SL/25	Horizontal	Electromagnetic	Yes	3 hour cycle
MASTER TL-D Super 80 58W/830 1SL/25	Horizontal	Electromagnetic	Yes	3 hour cycle
MASTER TL-D Super 80 58W/830 UNP/25	Horizontal	Electromagnetic	Yes	3 hour cycle
MASTER TL-D Super 80 58W/835 1SL/25	Horizontal	Electromagnetic	Yes	3 hour cycle
MASTER TL-D Super 80 58W/840 1SL/25	Horizontal	Electromagnetic	Yes	3 hour cycle

More data see next page

Commercial product name	Default Burning Position	Default Gear		Default Cycle Time
MASTER TL-D Super 80 58W/840 UNP/25	Horizontal	Electromagnetic	Yes	3 hour cycle
MASTER TL-D Super 80 58W/865 1SL/25	Horizontal	Electromagnetic	Yes	3 hour cycle
MASTER TL-D Super 80 70W/830 SLV/25	Horizontal	Electromagnetic	Yes	3 hour cycle
MASTER TL-D Super 80 70W/835 SLV/25	Horizontal	Electromagnetic	Yes	3 hour cycle
MASTER TL-D Super 80 70W/840 SLV/25	Horizontal	Electromagnetic	Yes	3 hour cycle

18



Miscellaneous & General data

Commercial product name	Bulb Shape ³	Cap-Base	ILCOS Code
MASTER TL-D Super 80 1m 36W/830 SLV/25	T8	G13	FD-36/30/1B-E-G13
MASTER TL-D Super 80 1m 36W/840 SLV/25	T8	G13	FD-36/40/1B-E-G13
MASTER TL-D Super 80 1m 36W/865 1SL/25	T8	G13	FD-36/65/1B-E-G13
MASTER TL-D Super 80 14W/840 SLV/25	T8	G13	FD-14/40/1B-E-G13
MASTER TL-D Super 80 15W/827 SLV/25	T8	G13	FD-15/27/1B-E-G13
MASTER TL-D Super 80 15W/830 SLV/25	T8	G13	FD-15/30/1B-E-G13
MASTER TL-D Super 80 15W/840 SLV/25	T8	G13	FD-15/40/1B-E-G13
MASTER TL-D Super 80 15W/865 1SL/25	T8	G13	FD-15/65/1B-E-G13
MASTER TL-D Super 80 18W/827 1SL/25	T8	G13	FD-18/27/1B-E-G13
MASTER TL-D Super 80 18W/830 1SL/25	T8	G13	FD-18/30/1B-E-G13
MASTER TL-D Super 80 18W/830 UNP/25	T8	G13	FD-18/30/1B-E-G13
MASTER TL-D Super 80 18W/835 1SL/25	T8	G13	FD-18/35/1B-E-G13
MASTER TL-D Super 80 18W/840 1SL/25	T8	G13	FD-18/40/1B-E-G13
MASTER TL-D Super 80 18W/840 UNP/25	T8	G13	FD-18/40/1B-E-G13
MASTER TL-D Super 80 18W/865 1SL/25	T8	G13	FD-18/65/1B-E-G13
MASTER TL-D Super 80 23W/830 SLV/25	T8	G13	FD-23/30/1B-E-G13
MASTER TL-D Super 80 23W/840 SLV/25	T8	G13	FD-23/40/1B-E-G13
MASTER TL-D Super 80 30W/827 SLV/25	T8	G13	FD-30/27/1B-E-G13
MASTER TL-D Super 80 30W/830 1SL/25	T8	G13	FD-30/30/1B-E-G13
MASTER TL-D Super 80 30W/840 1SL/25	T8	G13	FD-30/40/1B-E-G13
MASTER TL-D Super 80 30W/865 SLV/25	T8	G13	FD-30/65/1B-E-G13
MASTER TL-D Super 80 36W/827 1SL/25	T8	G13	FD-36/27/1B-E-G13
MASTER TL-D Super 80 36W/830 1SL/25	T8	G13	FD-36/30/1B-E-G13
MASTER TL-D Super 80 36W/830 UNP/25	T8	G13	FD-36/30/1B-E-G13
MASTER TL-D Super 80 36W/835 1SL/25	T8	G13	FD-36/35/1B-E-G13
MASTER TL-D Super 80 36W/840 1SL/25	T8	G13	FD-36/40/1B-E-G13
MASTER TL-D Super 80 36W/840 UNP/25	T8	G13	FD-36/40/1B-E-G13
MASTER TL-D Super 80 36W/865 1SL/25	T8	G13	FD-36/65/1B-E-G13
MASTER TL-D Super 80 38W/830 SLV/25	T8	G13	FD-38/30/1B-E-G13
MASTER TL-D Super 80 38W/840 SLV/25	T8	G13	FD-38/40/1B-E-G13
MASTER TL-D Super 80 58W/827 1SL/25	T8	G13	FD-58/27/1B-E-G13
MASTER TL-D Super 80 58W/830 1SL/25	T8	G13	FD-58/30/1B-E-G13
MASTER TL-D Super 80 58W/830 UNP/25	T8	G13	FD-58/30/1B-E-G13
MASTER TL-D Super 80 58W/835 1SL/25	T8	G13	FD-58/35/1B-E-G13
MASTER TL-D Super 80 58W/840 1SL/25	T8	G13	FD-58/40/1B-E-G13
MASTER TL-D Super 80 58W/840 UNP/25	T8	G13	FD-58/40/1B-E-G13
MASTER TL-D Super 80 58W/865 1SL/25	T8	G13	FD-58/65/1B-E-G13
MASTER TL-D Super 80 70W/830 SLV/25	T8	G13	FD-70/30/1B-E-G13
MASTER TL-D Super 80 70W/835 SLV/25	T8	G13	FD-70/35/1B-E-G13
MASTER TL-D Super 80 70W/840 SLV/25	T8	G13	FD-70/40/1B-E-G13

³ 'Bulb Shape' value description(s): 'T8' = 26 mm (T8)

Logistic data

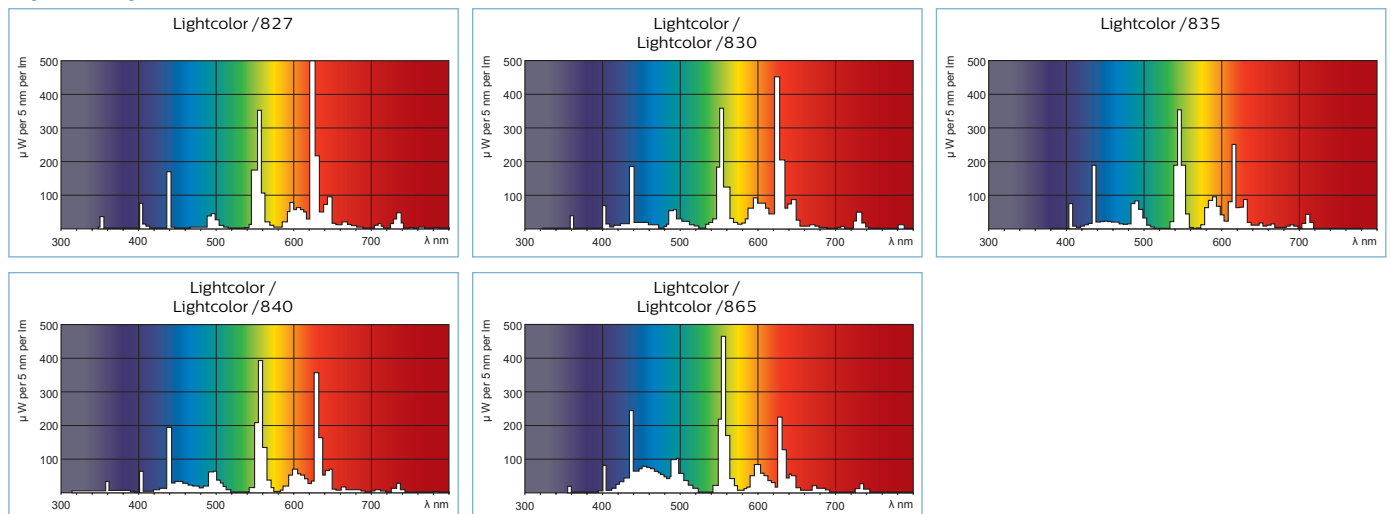
Commercial product name	SAP Packing (Piece)/Packaging configuration ⁴	Numera-tor - Packs per outer box	Ordering number	Material Nr. (12NC)	SAP Gross Weight (Piece) (g)	Net Weight (Piece) (g)	EAN-3
MASTER TL-D Super 80 1m 36W/830 SLV/25	SL / 25	25	871150055874940	927923083014	150.80	120.00	8711500558756
MASTER TL-D Super 80 1m 36W/840 SLV/25	SL / 25	25	871150055877040	927923084014	150.80	120.00	8711500558787
MASTER TL-D Super 80 1m 36W/865 1SL/25	SL / 25	25	872790091739000	927923086514	150.80	120.00	8727900917406
MASTER TL-D Super 80 14W/840 SLV/25	SL / 25	25	871150095381040	928024384001	80.00	42.80	8711500953827
MASTER TL-D Super 80 15W/827 SLV/25	SL / 25	25	871150070278440	927922282714	67.12	56.57	8711500722287

More data see next page

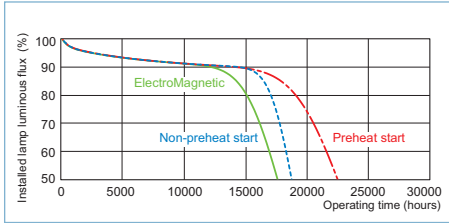
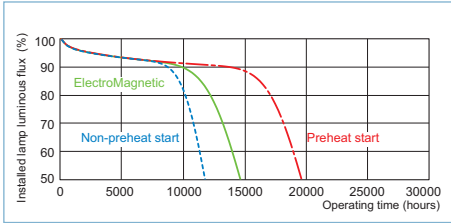
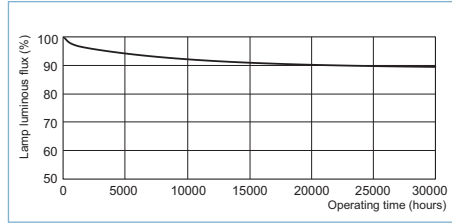
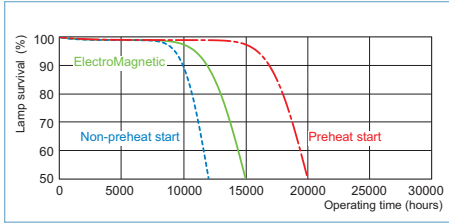
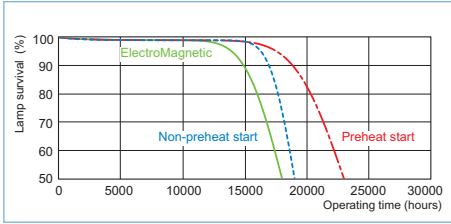
Commercial product name	SAP Packing (Piece)/PackPacks per aging configuration ⁴	Numera-tor - outer box	Ordering number	Material Nr. (12NC)	SAP Gross Weight (Piece) (g)	Net Weight (Piece) (g)	EAN-3
MASTER TL-D Super 80 15W/830 SLV/25	SL / 25	25	871150070279140	927922283014	67.12	56.57	8711500722270
MASTER TL-D Super 80 15W/840 SLV/25	SL / 25	25	871150070280740	927922284014	67.12	56.57	8711500722317
MASTER TL-D Super 80 15W/865 1SL/25	SL / 25	25	872790091731400	927922286514	67.12	56.57	8727900917321
MASTER TL-D Super 80 18W/827 1SL/25	SL / 25	25	871150063162640	927920082723	83.96	71.00	8711500631633
MASTER TL-D Super 80 18W/830 1SL/25	SL / 25	25	871150063165740	927920083023	83.96	71.00	8711500631664
MASTER TL-D Super 80 18W/830 1SL/25	SL / 25	25	871829124047100	927920083055	83.96	71.00	8718291240488
MASTER TL-D Super 80 18W/830 UNP/25	UNP / 25	25	871150061054640	927920083069	87.12	71.00	8711500632432
MASTER TL-D Super 80 18W/835 1SL/25	SL / 25	25	871150063168840	927920083523	83.96	71.00	8711500643506
MASTER TL-D Super 80 18W/840 1SL/25	SL / 25	25	871150063171840	927920084023	88.26	71.00	8711500631725
MASTER TL-D Super 80 18W/840 1SL/25	SL / 25	25	871829124053200	927920084055	83.96	71.00	8718291240549
MASTER TL-D Super 80 18W/840 UNP/25	UNP / 25	25	871150061012640	927920084069	87.12	71.00	8711500632456
MASTER TL-D Super 80 18W/865 1SL/25	SL / 25	25	871150063177040	927920086544	88.80	71.00	8711500631787
MASTER TL-D Super 80 18W/865 1SL/25	SL / 25	25	871829124123200	927920086555	83.96	71.00	8718291241249
MASTER TL-D Super 80 23W/830 SLV/25	SL / 25	25	871150055863340	927922583014	148.52	120.00	8711500558640
MASTER TL-D Super 80 23W/840 SLV/25	SL / 25	25	871150055870140	927922584014	148.52	120.00	8711500558725
MASTER TL-D Super 80 30W/827 SLV/25	SL / 25	25	871150063180040	927920582723	131.60	103.60	8711500631817
MASTER TL-D Super 80 30W/830 1SL/25	SL / 25	25	871150063183140	927920583023	138.68	103.60	8711500631848
MASTER TL-D Super 80 30W/840 1SL/25	SL / 25	25	871150063186240	927920584023	131.56	103.60	8711500631879
MASTER TL-D Super 80 30W/865 SLV/25	SL / 25	25	871150063189340	927920586514	131.60	103.60	8711500631909
MASTER TL-D Super 80 36W/827 1SL/25	SL / 25	25	871150063192340	927921082723	158.84	135.00	8711500631930
MASTER TL-D Super 80 36W/830 1SL/25	SL / 25	25	871150063195440	927921083023	220.00	135.00	8711500631961
MASTER TL-D Super 80 36W/830 1SL/25	SL / 25	25	871829124125600	927921083055	158.84	135.00	8718291241263
MASTER TL-D Super 80 36W/830 UNP/25	UNP / 25	25	871150061017140	927921083069	157.24	135.00	8711500632470
MASTER TL-D Super 80 36W/835 1SL/25	SL / 25	25	871150063198540	927921083523	158.84	135.00	8711500631992
MASTER TL-D Super 80 36W/840 1SL/25	SL / 25	25	871150063201240	927921084023	158.84	135.00	8711500632029
MASTER TL-D Super 80 36W/840 1SL/25	SL / 25	25	871829124127000	927921084055	158.84	135.00	8718291241287
MASTER TL-D Super 80 36W/840 UNP/25	UNP / 25	25	871150061018840	927921084069	157.24	135.00	8711500632494
MASTER TL-D Super 80 36W/865 1SL/25	SL / 25	25	871150063207440	927921086544	158.84	135.00	8711500632081
MASTER TL-D Super 80 38W/830 SLV/25	SL / 25	25	871150055880040	927923583014	161.80	133.00	8711500558817
MASTER TL-D Super 80 38W/840 SLV/25	SL / 25	25	871150055883140	927923584014	161.80	133.00	8711500558848
MASTER TL-D Super 80 58W/827 1SL/25	SL / 25	25	871150063210440	927922082723	196.08	167.00	8711500632111
MASTER TL-D Super 80 58W/830 1SL/25	SL / 25	25	871150063213540	927922083023	201.66	167.00	8711500632142
MASTER TL-D Super 80 58W/830 1SL/25	SL / 25	25	871829124133100	927922083055	196.08	167.00	8718291241348
MASTER TL-D Super 80 58W/830 UNP/25	UNP / 25	25	871150061019540	927922083069	199.04	167.00	8711500632517
MASTER TL-D Super 80 58W/835 1SL/25	SL / 25	25	871150063216640	927922083523	196.08	167.00	8711500643490
MASTER TL-D Super 80 58W/840 1SL/25	SL / 25	25	871150063219740	927922084023	211.26	167.00	8711500632203
MASTER TL-D Super 80 58W/840 1SL/25	SL / 25	25	871829124135500	927922084055	196.08	167.00	8718291241362
MASTER TL-D Super 80 58W/840 1SL/25	SL / 25	25	872790091862500	927922084081	196.08	167.00	8727900918632
MASTER TL-D Super 80 58W/840 UNP/25	UNP / 25	25	871150061029440	927922084069	199.04	167.00	8711500632531
MASTER TL-D Super 80 58W/865 1SL/25	SL / 25	25	871150063225840	927922086544	196.08	167.00	8711500632265
MASTER TL-D Super 80 70W/830 SLV/25	SL / 25	25	871150061598540	927923883014	233.32	199.90	8711500615992
MASTER TL-D Super 80 70W/835 SLV/25	SL / 25	25	871150064273840	927923883514	233.32	199.90	8711500642745
MASTER TL-D Super 80 70W/840 SLV/25	SL / 25	25	871150061592340	927923884014	233.32	199.90	8711500615930

⁴ 'SAP Packing (Piece)/Packaging configuration' value description(s): 'SL / 25' = SLEEVE, 'UNP / 25' = UNPACKED

Spectral power distribution



Performance diagrams



Cap-Base Overview

